

FORTA PRO

W E B U I L D M O D U L A R

Prefabricated medical facilities

Schematic design and preliminary price estimation

OUR PROFILE-Preview

FORTA PRO features advanced off-site building methods offering healthcare facilities a fast-track modular and construction solution with minimal disruption to the surrounding facilities operation.

The advanced factory prefabrication enables FORTA PRO to speed up the project timetable for the construction projects in a way which is not achievable by the on-site building technology.

Strict quality control and inspection implemented in our modern factory and supported by FORTA PRO multi-disciplinary professional team, provide a guaranteed comprehensive quality solution.

Our experience involves planning, designing, construction and equipment supply to healthcare facilities with special attention to:

- Inpatient wards;
- Delivery rooms;
- Intensive care units/high dependency units (N.I.C.U., P.I.C.U., M.I.C.U.);
- Operating rooms (general, ultra clean, septic, hybrid);
- Outpatient clinics, consultant rooms day care units, chemotherapy, pain management, Dialysis, etc.;
- Administrative space;
- Physiotherapy, rehabilitation centers;
- Imaging-radiology;
- Laboratories, logistics units and more.

Health care is the sector which currently features the highest use of prefabricated modular constructions with the most notable growth in the future.

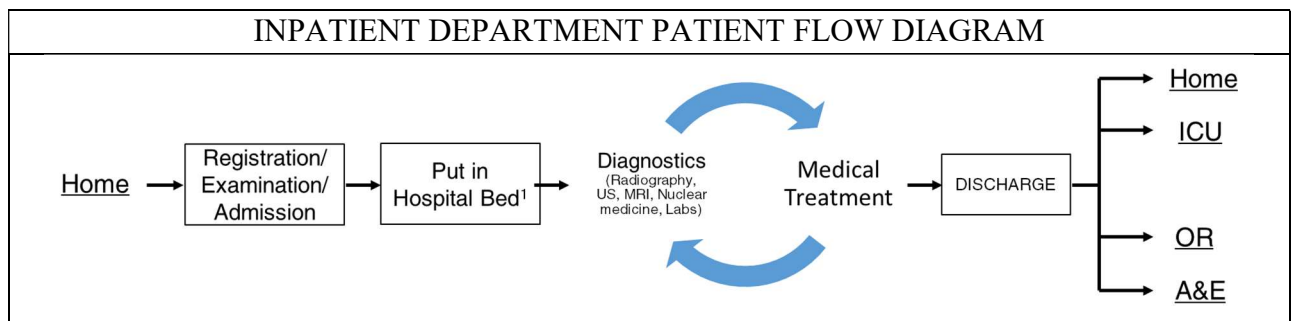
Table of Contents

1: INPATIENT DEPARTMENT	4
2: INTENSIVE CARE & POST ANESTHESIA CARE UNIT	9
3: OPERATING ROOM DEPARTMENT	14
4: CENTRAL STERILE SUPPLY DEPARTMENT	20
5: AMBULATORY CLINIC	24
6: EMERGENCY CENTER	28
7: ONE FLOOR MEDICAL FACILITIES CAMPUS	32
8: PRELIMINARY TECHNICAL DESCRIPTION	36
ANNEX 1 – EQUIPMENT BILL OF QUANTITIES	41
INPATIENT DEPARTMENT OF 2 WARDS	41
INTENSIVE CARE AND POST ANESTHESIA RECOVERY UNIT	44
OPERATING ROOM DEPARTMENT - STERILE CORE CONCEPT	46
OPERATING ROOM DEPARTMENT - GERMAN CONCEPT	51
CENTRAL STERILE SUPPLY DEPARTMENT	56
AMBULATORY CLINIC	58
EMERGENCY CENTER	64

1: INPATIENT DEPARTMENT

Definition

Inpatient department provides appropriate facilities and conditions to meet the needs of the patients and visitors as well as workplace requirements of staff for the delivery of around-the-clock health care services including diagnosis, care and treatment to inpatients. Unit provides safe and secure environment for patients, staff and visitors, while remaining a non-threatening and conducive to recovery.

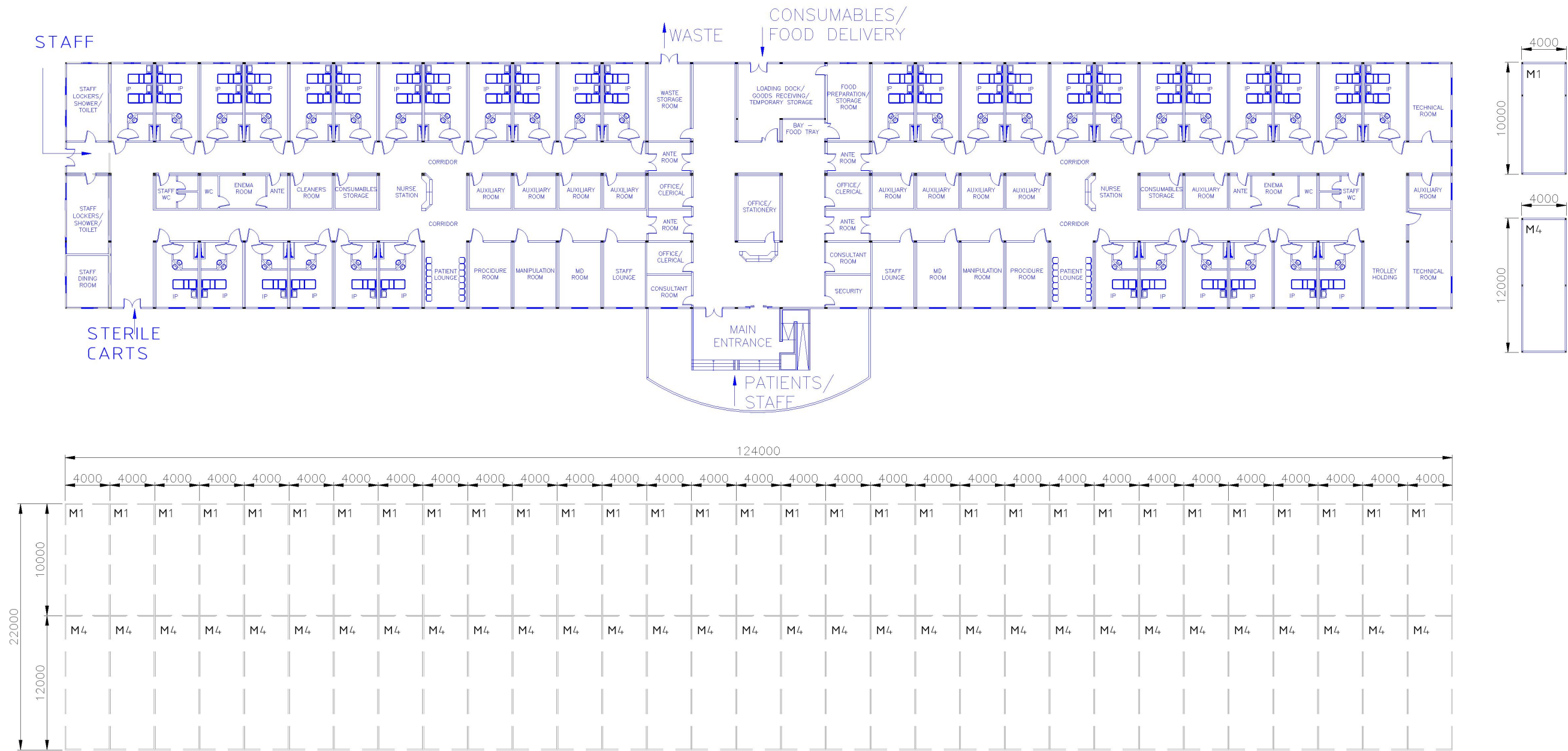


Well-considered design allows to keep nursing fatigue factor low, avoid crisscrossing of dissimilar traffics, and keep constructional and operational costs low, whilst providing full service to the patient.

In order to deliver function, it is necessary to consider optimal adjacency of involved functional rooms, which are the following:

- Patient wards;
- Isolation rooms;
- Clean stores;
- Soiled item stores;
- Equipment and consumable stores;
- Nurse station;
- Administration offices;
- Reception;
- Staff amenities.

INPATIENT DEPARTMENT OF 2 WARDS
TOTAL 60 BEDS



INPATIENT WARD OF 2 DEPARTMENTS			
Module type	Sqm	Amount	Area (m ²)
M1	40	31	1240
M4	48	31	1488
		Total:	2728

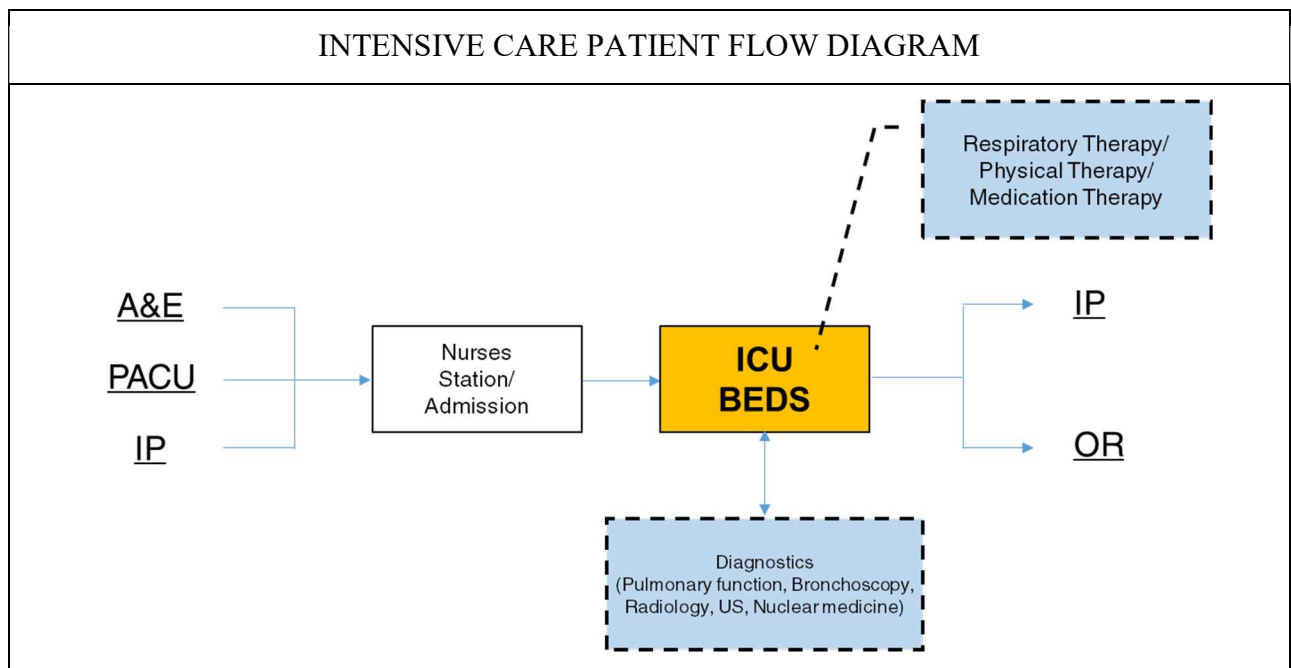




2: INTENSIVE CARE & POST ANESTHESIA CARE UNIT

Definition

Intensive care & post anesthesia care unit provides concentration of clinical expertise, technologies and therapeutic resources - high level medical and nursing care, monitoring and support from specialist equipment and medications, in order to care for seriously ill patients by ensuring normal bodily functions.

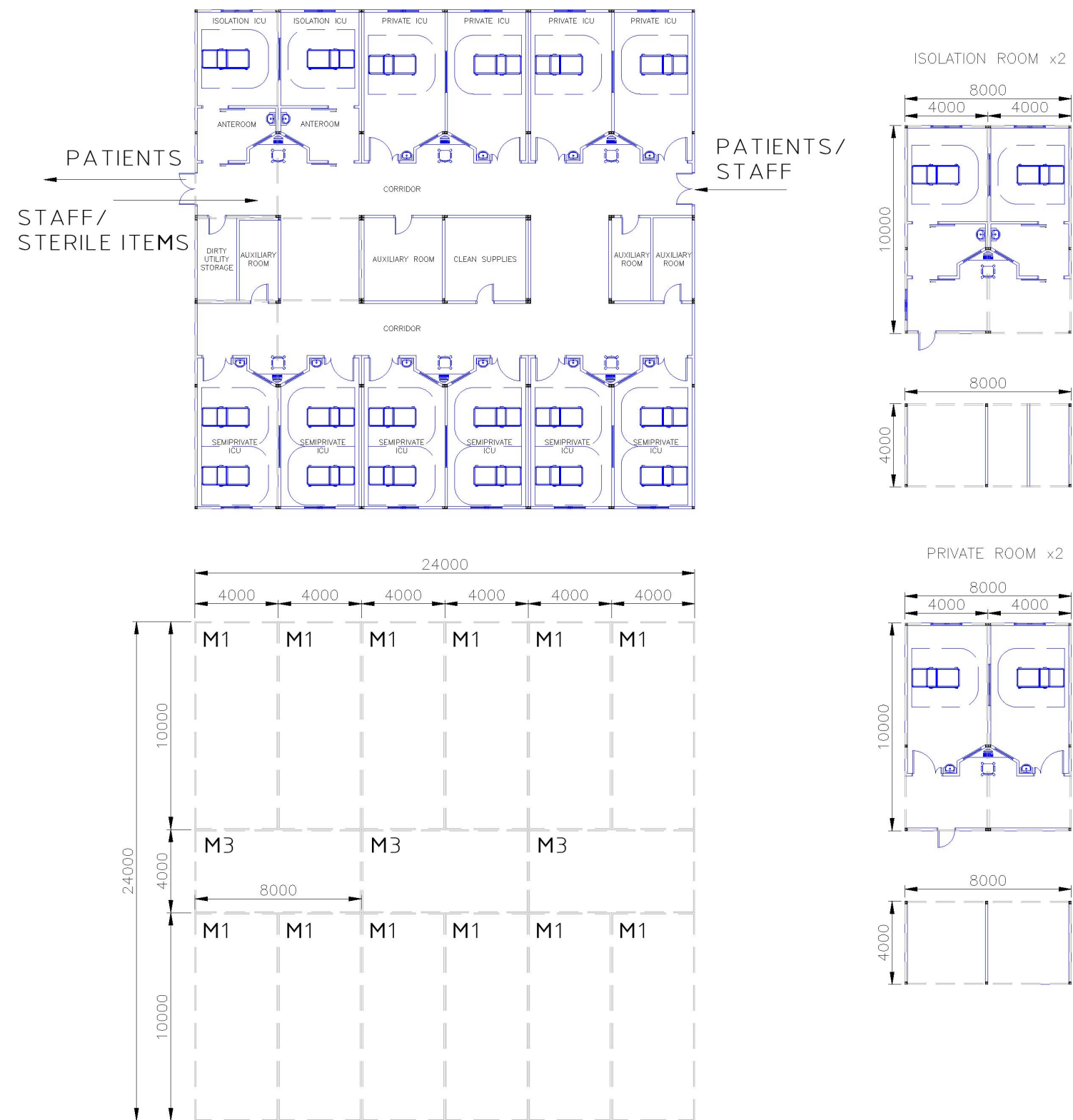


Specially trained staff “the ICU staff” includes highly trained doctors, nurses, respiratory therapists, clinical nurse specialists, pharmacists, physical therapists, nurse practitioners, physician assistants, dietitians and social workers, who each care for one to two patients at a time.

ICU's are distinguished from normal hospital wards by a higher staff-to-patient ratio and access to advanced medical resources and equipment that is not routinely available elsewhere.

Patients may have special equipment in their room, depending on their unique situation and condition. Patients are connected to machines to monitor their heart, blood pressure, and respiratory rate. Ventilators assist some patients with breathing until they are able to breathe on their own.

INTENSIVE CARE & POST ANESTHESIA RECOVERY UNIT OF 18 BEDS



INTENSIVE CARE UNIT			
Module type	Sqm	Amount	Area (m ²)
M1	40	12	480
M3	32	3	96
		Total:	576





FORTA MEDICAL
INTELLIGENT BUILDING SOLUTIONS

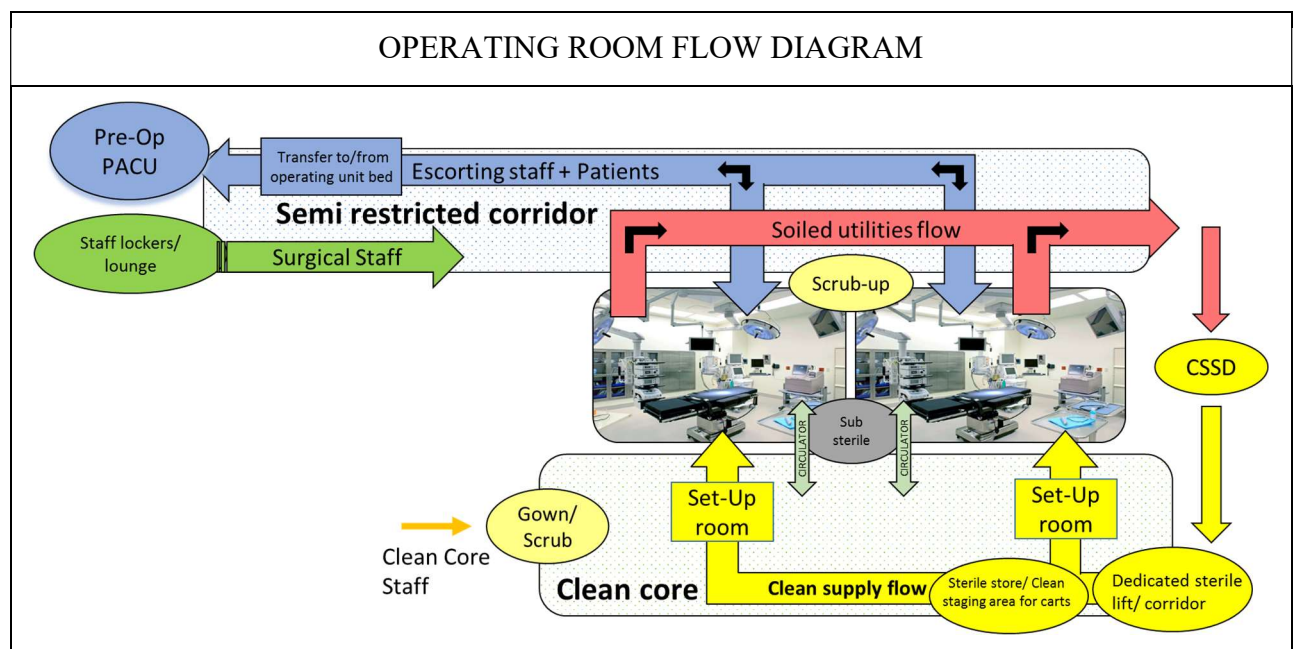


3: OPERATING ROOM DEPARTMENT

Definition

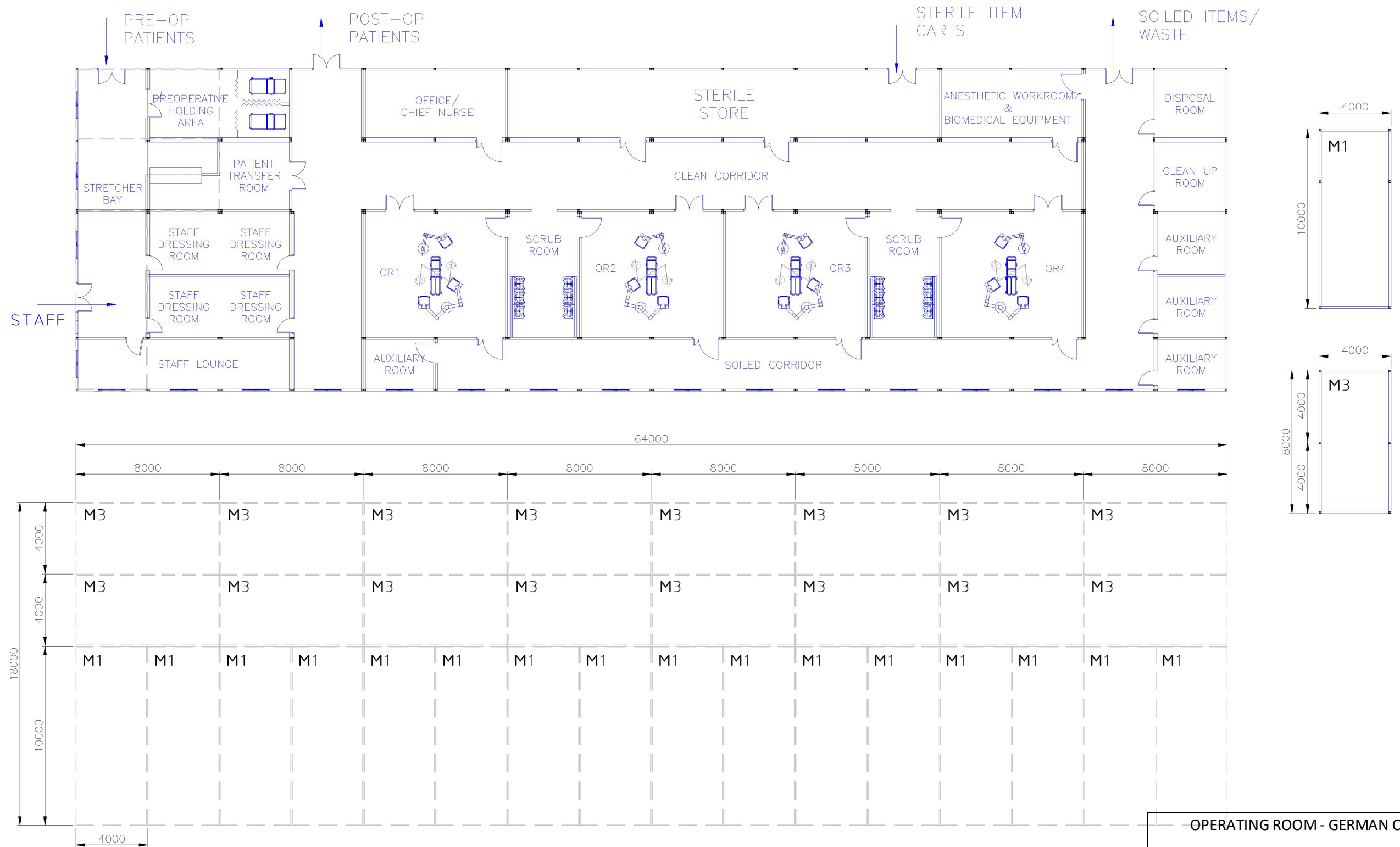
The operating room department provides a safe, controlled environment for patients undergoing surgical procedures to restore optimum health and wellness. The operating room/ post anesthesia recovery staff provides quality-conscious, competent, and cost-effective care with the respect for life, dignity, and patient privacy.

Department is designed to promote high standards of asepsis during procedures and perioperative care. It is mainly achieved by using physical separation of traffic, air filtering from harmful particulate matter, use of personal protective equipment and provision of constant invariable quality sterile supplies for procedures, as well as regular facility cleaning/ disinfecting.



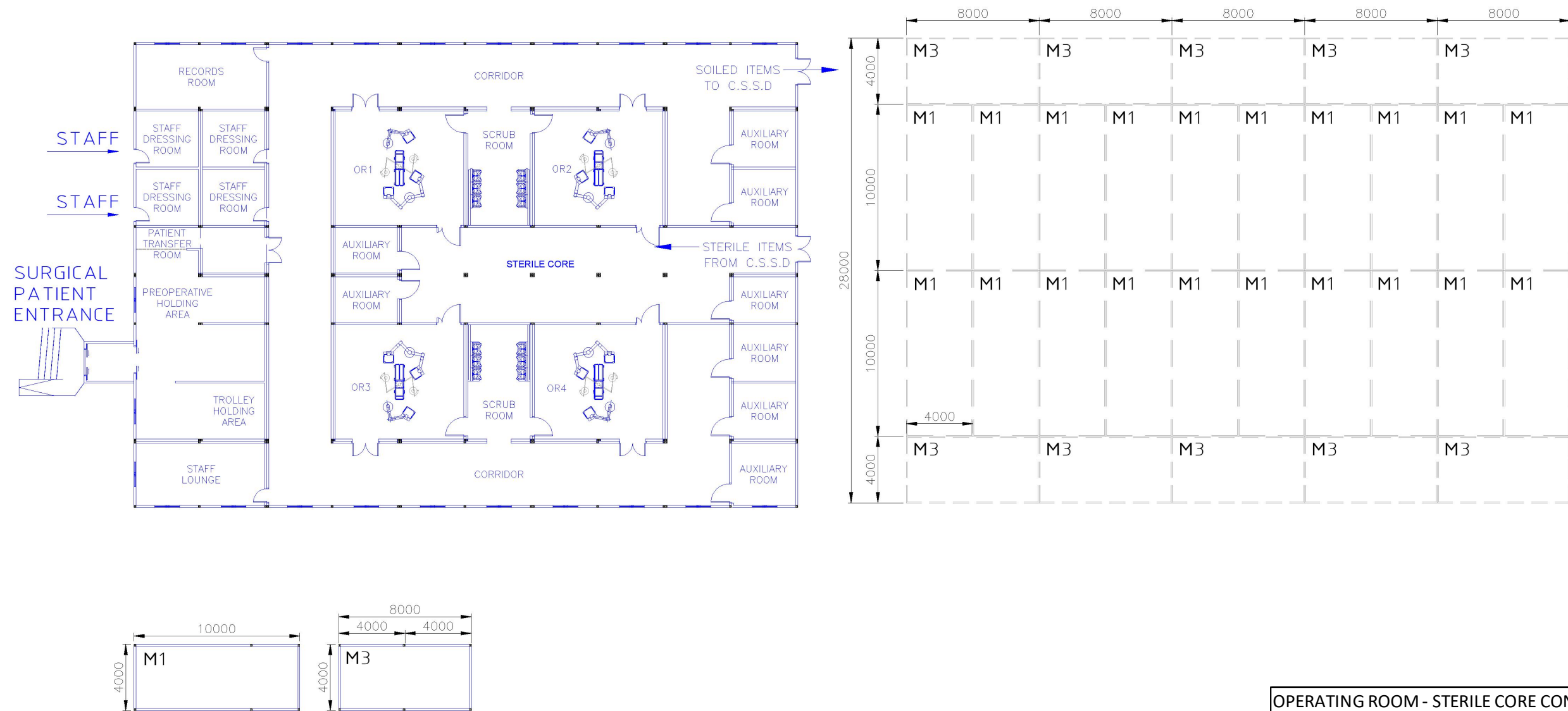
Economical factor is taken into account by ensuring maximal flexibility of facilities, optimization of operating, technical and support room distribution and required staff travel time, as well as optimizing working conditions without affecting care quality.

4 OPERATING ROOM – GERMAN CONCEPT



- OPERATING ROOM - GERMAN CONCEPT			
Module type	Sqm	Amount	Area (m ²)
M1	40	16	640
M3	32	16	512
		Total:	1152

4 OR's Sterile Core Configuration



OPERATING ROOM - STERILE CORE CONFIGURATION			
Module type	Sqm	Amount	Area (m ²)
M1	40	20	800
M3	32	10	320
Total:			1120





FORTA MEDICAL
INTELLIGENT BUILDING SOLUTIONS

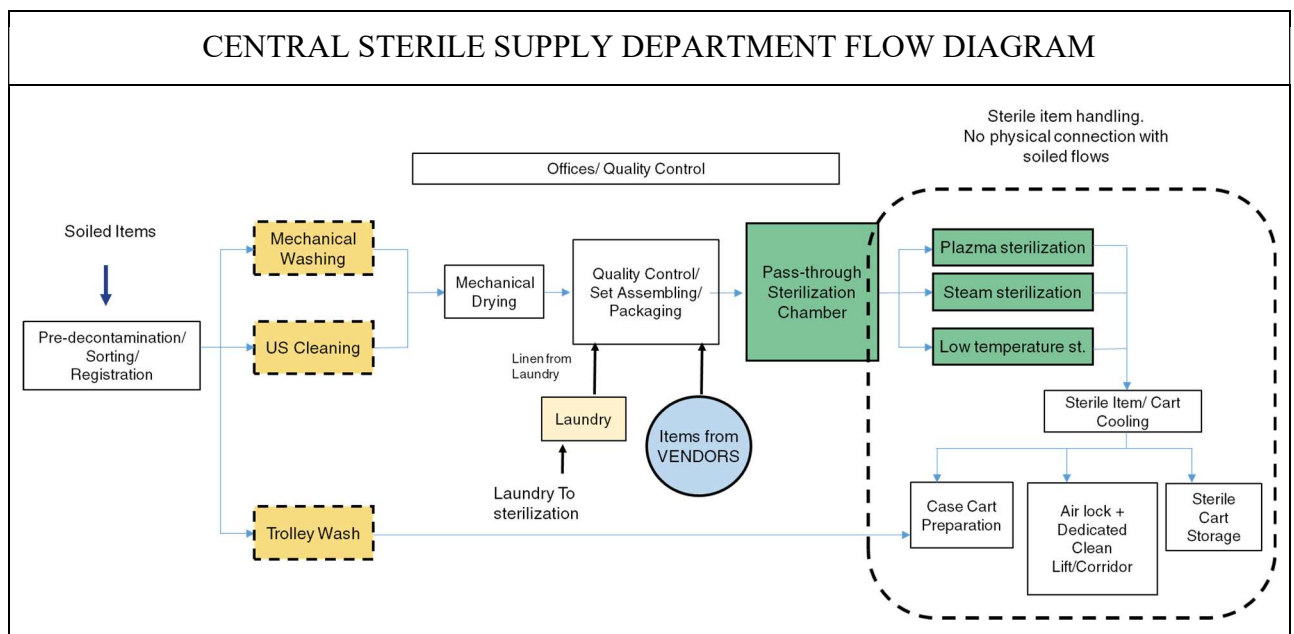


4: CENTRAL STERILE SUPPLY DEPARTMENT

Definition

Central sterile supply department is a support service entrusted with processing and issue of supplies including sterile instruments and equipment used in various departments of a hospital.

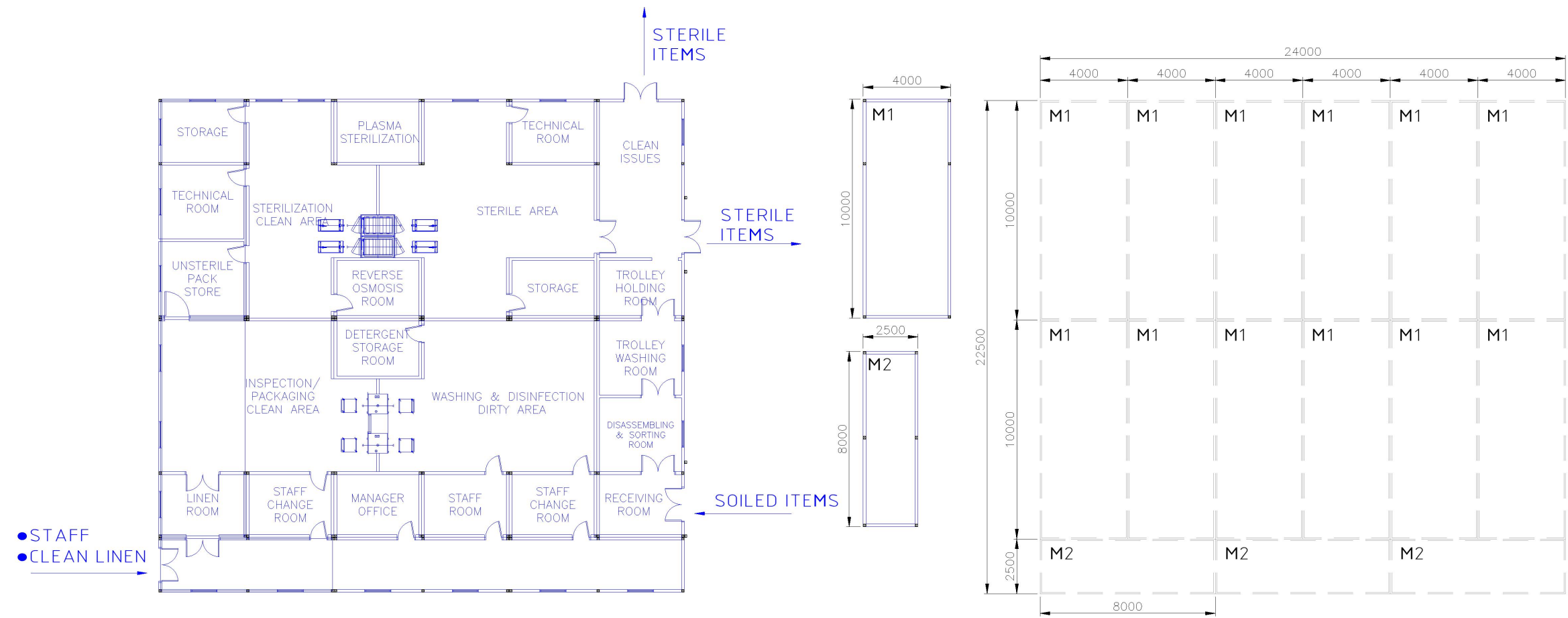
Instrument and equipment processing includes pre-cleaning, rinsing, mechanical washing, drying, packaging, sterilizing, cart set-up and issue of ready to go sterile supply carts to various campus departments.



Department organizes and improves its operation to provide enough sterile supply based on previous demand.

Sterile supply flow is organized and appropriate aseptic measures taken to reduce chance of cross infection.

CENTRAL STERILE SUPPLY DEPARTMENT



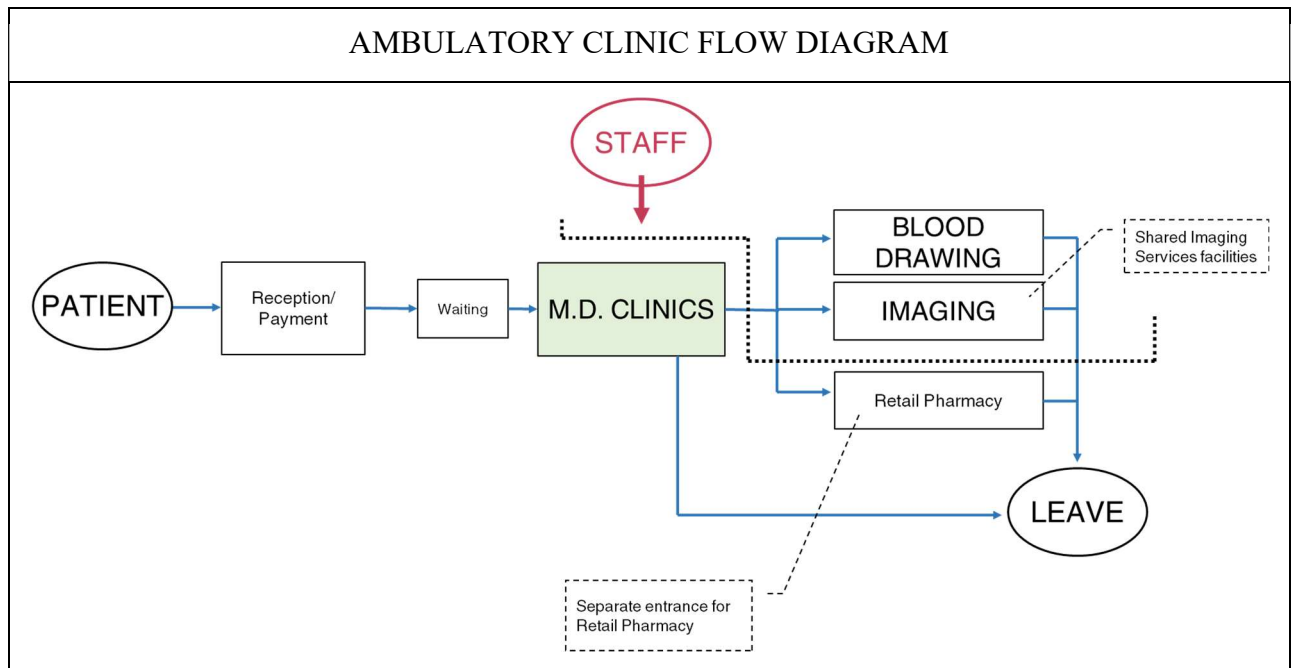
CENTRAL STERILE SUPPLY DEPARTMENT			
Module type	Sqm	Amount	Area (m ²)
M1	40	12	480
M2	20	3	60
		Total:	540



5: AMBULATORY CLINIC


Definition

Ambulatory clinic is a facility that provides invasive and/or non-invasive care on a same-day basis. It serves a function of screening, diagnostics and timely treatment as well as general imaging services as x-ray, ultrasonography and endoscopy.



Important design aspects include proper distribution of support facilities, bacteriological control zoning, traffic segregation, sterile and soiled supply traffic and provision of nearby diagnostics services.

AMBULATORY CLINIC



Specialty clinics	
Adult	Pediatric
Neurologist	GP
Cardiologist	Dentist
2 x Gynecologist	Neurologist
2 x GP	Endocrinologist
Urologist	Neonatal development follow-up
Pregnant monitoring	3 x Pediatricist
Dermatologist	Optthalmologist
2 x Dentist	
Orthopedist	
Optthalmologist	
ENT(including audiometry)	

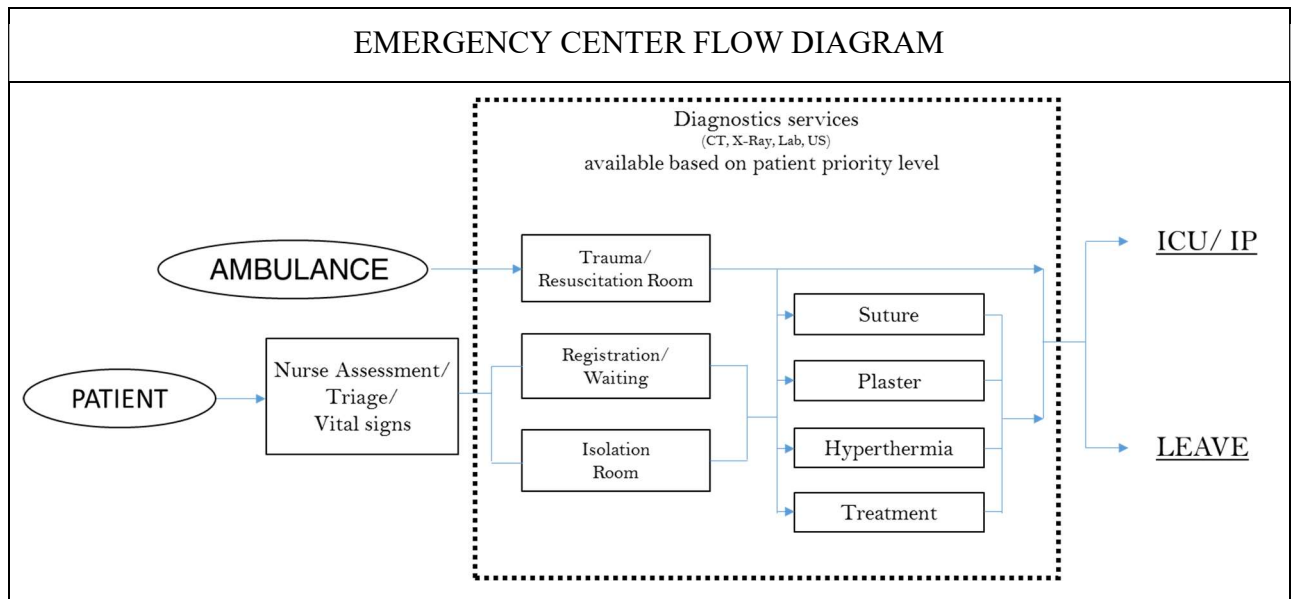
AMBULATORY CLINIC			
Module type	Sqm	Amount	Area (m ²)
M1	40	34	1360
		Total:	1360



6: EMERGENCY CENTER

Definition

Emergency center provides a function of receiving, stabilizing and managing patients who present with a large variety of urgent and non-urgent conditions whether self or ambulance referred. Unit also provides management and reception of disaster patients.



Emergency center is an integral part of healthcare delivery system, where patient turn in case of acute/ urgent health problems.

Well-considered design helps to examine and treat more patients and handle each patient in optimal time window with same staff workload.

EMERGENCY CENTER



EMERGENCY CENTER			
Module type	Sqm	Amount	Area (m ²)
M1	40	12	480
M3	32	24	768
		Total:	1248



7: ONE FLOOR MEDICAL FACILITIES CAMPUS

Description

Discussed single floor medical facilities campus consists of inpatient department, intensive and post anesthesia care unit, operating theatre department, central sterile supply department, ambulatory clinic and emergency room. Inpatient and outpatient departments are designed so that additional floor can be easily erected, and their locations allow construction site to be accessible and discrete from the back or side of the department facilities without affecting patient flow around the campus. Central sterile supply department potential capacity is more than enough to support the campus and additional inpatient and/or outpatient department beds in case of expansion.

Logistics Yard

Warehouse





8: PRELIMINARY TECHNICAL DESCRIPTION

The Structure

A computer designed steel structure planned to withstand the required “live loads”, Seismic and Regional climatic loads (wind, snow, temp’) and fire rated protection cover, all are aimed to meet the international standards.

Our structure is planned to offer:

- Maximum corrosion resistance;
- Maximum mechanical endurance;
- Maximum recycled material use;
- Minimal self-weight;
- Each module is independently structured to withstand full set of external loads, thus, by installing the modules into one combined structure, the overall structure endurance is increased;
- Fire resistance.

Flooring Systems

We can offer flooring system made of:

- PVC\linoleum;
- Wood\parquet;
- Ceramic tiles;
- Granite porcelain;
- Terrazzo tiles;
- Epoxy resin floors.

Wall Systems

The walls are built by multi-layer cement and gypsum boards system which supplies the required partition, acoustics, fire protection standards.

As a finishing covering layer, we can offer one of the following options:

- Stainless steel panels;
- Galvanized steel panels HPL PVC;
- Anti-bacterial paint system, decorative paint system.

Ceiling Systems

We can fit each room requirements by offering an architectural ceiling solution which address the technical needs.

- Gypsum board
- Acoustic panels: different perforation levels
- Wood panels
- Metal panels
- Clean ceiling panels
- All option with removable segments to allow accessibility to technical system above

Doors & Windows

- Hinged doors
- Sliding doors
- Hermetic doors
- Fire rated doors
- X-Ray shielded door
- Aluminum double glazing with inserted venetian blinds
- Aluminum with thermal glazing

Exterior Cladding

- Cement (with/without color pigment) panels
- Natural stone
- Aluminum-glass panels
- Plaster
- Wood panels

In Door Installed Fixtures

- Inpatient/ICU/Staff sinks
- OR's staff scrubbing sinks
- Nurse computer station

- OR clock
- Nurse call systems
- Handrail assistance systems
- Flush wall installed cabins
- Pass through cabins
- Control panels
- Clean area illumination fixtures
- General and special areas illumination
- Mirrors
- Soap/gloves/paper dispenser
- Clean area illumination fixtures
- General and special areas illumination

Electro Mechanical Systems

- H.V.A.C
- H.E.P.A
- Laminar flows system
- F.C.U (2PU/4PU)
- AHW
- Chillers/ Air/ Water cooling system
- Heating system (Electrical/ Gas)
- Exhaust air units

Medical Gas System

- O₂, VAC, N₂O, C. Air, Med Air, CO₂, N₂, SCV
- Head wall (I.P) Pendants (ICU, OR)

High Voltage/ Low/ I.T. System

- Grounding systems
- Transformers
- Diesel/Gas generators
- U.P.S
- Switchboards
- Cables system
- Life supporting areas systems
- C.C.T.V
- Smoke detectors

General Systems

- Elevators (Service, Clean/ Soiled, Public, Staff)
- Pneumatic tube system (P.T.S)
- Furniture (Stainless steel, wood, HPL, MDF, etc.)

ANNEX 1 – EQUIPMENT BILL OF QUANTITIESINPATIENT DEPARTMENT OF 2 WARDS

EQUIPMENT	QTY
2 seater bench. Imitation leather. Beam, metal, with black finish. Seat and back base made of hard plastic, rubber polyurethane foam. Armrest at the corners. Chair height 81 cm	10
2 seats sofa, artificial leather, 72x59x140	7
Automatic blood pressure monitor Enhanced NIBP, Temperature and SpO2 accuracy, Compact design, data output USB, Built-in rechargeable battery, Adult, Pediatric and Neonate appl., Internal thermal printer (option), Alarm system	2
Bedside cabinet: Approximate sizes: 50X50X75 cm, At least 1 drawer and 1 storage cabinet. Foldable tray for cups & articles. Towel holders. On castors with brake	60
Bucket with pedal trash, NiCr 10L	57
Cabinet for the documents, Laminated MDF, 3 shelves open, 2 shelves with doors, 90x45x197	10
Cabinet for cleaning equipment, Laminated MDF, 3 shelves open, 2 shelves with doors, 90x45x197	2
Chair. Fabric seats and backrest, frame - stainless steel profile Chair height 79 cm	24
Chart holder: Durable, lightweight aluminum, Low profile spring clip attachment, Holds up at least 40 sheets	60
Coffee machine, office model, incl. Milk and water dispenser	3
Crash cart. Castors with brake. Washable with detergents or in sterilization systems. Techno-polymer "one-piece frame". 7 drawers (2 of 30x15, 3 of 30x10 and 2 of 60x30). Body size 76x61x92. With push handle.	42
Dining table MDF table top, without sharp corners, frame - metal painted 90x90x78	6
Disinfectant dispenser Arm-operated dispenser made of stainless steel, with one-liter storage container and adjustable dosage amount	49
Electric treatment trolley (bed), procedural type, 4 castors with brake, changeable high, 2 section, with foldable rails	10
Examination couch: Electrical up/down (450-800mm), 1970x650 mm Detergent resistant pads, paper roll holder, leg section changing manually. Including Goepel leg holders	10
Extendable room divider (screen) with curtain. Mobile on castors. Curtain detergent resistant	10
Folding Grab Rail	42
Food service trolley, stainless steel	4
Freestanding water cooler for the 18.9 L bottles, 18,9 bottles, dispenser for cold and hot water	6
Glove Dispensers - Triple Side Load Stainless Steel (3 sizes)	49

Gynecological chair: made of three sections, Electrical up/down movement (550 - 950 mm high), Electrical movement of the back section, back rest inclination -15 - + 72, Trendelenburg 15, working load 220 kg. Stainless steel bowl underneath to collect fluids	1
Hospital Beds for patient wards - Electrical; Back-up battery integrated; Foldable side-rail, on four soft casters; Wheel brakes; Handset bed controls; Head section adjustable up to at least 60 deg; Foot section adjustable up to at least 25 deg; Including mattress, bi-density with cover	60
Infusion pump	2
Instrument Trolley, stainless steel, 750x520x820 on 4 castors with brake	13
IV Pole, 4 hooks, on 5 castors with brake, stainless steel	60
Kitchenette, MFD, laminated. including: cabinet 45x45x197, doors laminated; low standing cabinet 90x45x90; with sink, cupboard section	3
Low standing cabinet with Sink (stainless steel, mat, 45x45) Frame bilaminate, doors laminate, inbuilt refrigerator, resistant to detergents 2 sections of 90x45x90	6
Magazine table. MDF table top, without sharp corners, frame - metal painted 70x70x45	2
Medical storage cabinet. Frame bilaminate, doors glass and laminate, resistant to detergents 90x45x197	60
Mirror 40x60 cm	44
Mobile doctor stool, round, on 5 castors, with screw high adjustment	10
Mono-block computer for medical facilities, with keyboard; Monitor 19"	12
Multifunctional nurse trolley	2
Office chair. Swivel chair, 5 antistatic wheels, seat and backrest fabric, with changeable height 99-111 cm (seat 42-45cm), armrests	12
Office table (120 L. x 120 P. x 72 H.) Curved. MDF table top, without sharp corners, frame - metal painted. Pedestals with 3 drawers	8
Operating examination lamp, LED, 80.000 Lux, Pattern size (d10) at 1.0 m 16 cm, Color temperature 4.500 K, Color rendering index 95 Ra Average service life of the LED 40.000 h.	2
Operating examination lamp, LED, 80.000 Lux, Pattern size (d10) at 1.0 m 16 cm, Color temperature 4.500 K, Color rendering index 95 Ra Average service life of the LED 40.000 h.	2
Over-bed table 600x400. Changeable high 830-180. 4 castors with brake	60
Paper towel dispenser, Stainless Steel, Mat	95
Perfusion pump	2
Refrigerator	3
Printer, Laser, color printer, max paper size A4	7
Relaxing arm-chair for the patient or visitor.	60
Security video station	1

Shower gel/Shampoo dispenser Arm-operated dispenser made of stainless steel, with one-liter storage container and adjustable dosage amount	40
Sink, stainless steel, 45x45 with furniture	2
Soap dispenser Arm-operated dispenser made of stainless steel, with one-liter storage container and adjustable dosage amount	95
Standard diaphanosopic 75x12x43	2
Stainless steel locker housing with sloping roof, base frame and bench Storage shelf inside (4 lockers in set) w 400 mm d 600 mm h 2.240 mm	10
Step stool Chrome plated steel. Approx. 25 cm height.	22
Toilet brush, with container, chrome-plated brass	42
Toilet paper dispenser, steel, mat,	42
Trash Bucket, stainless steel, mat, 10l	36
Trolley for clean or infected waste. Stainless steel frame, fixing for the plastic bags, cover, antistatic castors with brake	32
Trolley, stainless steel, 750x520x820 on 4 castors with brake	22
Visitors chair. Fabric seats and backrest, frame - stainless steel profile Chair height 79 cm	10
Wall Clock, Analog, communication with central desk, durable lithium batteries, 12" analogue clock with a poly carbonate case and lens	60
Wall flat screen TV	2
Wardrobe Compact size: 80x50x195 cm	60
Wardrobe Laminated MDF, 90x45x197, inner mirror	9
Trolley on castors for the housekeeping instruments. Holder for the waste bag, Locking Cabinet Doors, Locking Security Hood, and Waste Cover. Locking cabinet doors on both sides of cart. Includes two removable 10 Quart Disinfecting Caddies. Non-rusting and easy-to-clean aluminum and structural web plastic construction. Comfort Grip cart handle provides easy maneuverability and includes lobby dust pan/vacuum holder. Hooks hold up to four Safety Signs.	1

INTENSIVE CARE AND POST ANESTHESIA RECOVERY UNIT

EQUIPMENT	QTY
2 seats sofa, artificial leather, 72x59x140	1
Bedpan washer	2
Blood Gas Analyzer: At least 10 parameters, On-board reagents for at least 7000 tests, Single reagent pack for all calibrators, Automatic Quality control	1
Bucket with pedal trash, NiCr 10L	2
Chair. Fabric seats and backrest, frame - stainless steel profile Chair height 79 cm	4
Coffee machine, office model, incl. Milk and water dispenser	1
Defibrillator Monitor features manual and semi-automatic defibrillation modes	4
Dining table MDF table top, without sharp corners, frame - metal painted 90x90x78	1
Disinfectant dispenser Arm-operated dispenser made of stainless steel, with one-liter storage container and adjustable dosage amount	3
Double Tier Surface Mounted Headwall is built for practical use and presents a clean aesthetic appearance	18
Ejection pump	18
Endoscope disinfection equipment	1
Enteral nutrition pump for controlled gastric and intestinal application of tube feeding diets	18
Extendable room divider (screen) with curtain. Mobile on castors. Curtain detergent resistant	3
Fireproof surface in bonded wood (thickness 28 mm) covered in plastic laminate thickness 0.9 mm, aquamarine color	1
Flowmeter - Oxygen	18
Folding Grab Rail	2
Freestanding water cooler for the 18.9 L bottles, 18,9 bottles, dispenser for cold and hot water	1
Hospital Beds for Intensive care or Recovery - Electrical; Back-up battery integrated; On four soft casters; Wheel brakes; Full side rail patient bed controls; Head section adjustable up to at least 60 deg; Foot section adjustable up to at least 25 deg; Trendelenburg and reverse trend; IV pole storages; Including mattress, bi-density with cover	18
Infusion pump	36
Infusion Station	18
Kitchenette, MFD, laminated. including: cabinet 45x45x197, doors laminated; low standing cabinet 90x45x90; with sink, cupboard section	1

Laminar table	1
Law standing cabinet with Sink (stainless steel, mat, 45x45) Frame bilaminate, doors laminate, inbuilt refrigerator, resistant to detergents 2 sections of 90x45x90	8
Medical waste cart with 2 bins	7
Mirror 40x60 cm	2
Mobile X-ray system, Digital, Telescopic arm, 35 kW imaging power, MAX wi-D measures 35 cm x 43 cm x 1.9 cm (14" x 17" x 0.7") and MAX mini 24 cm x 30 cm x 1.6 cm (10" x 12" x 0.6").	1
Paper towel dispenser, Stainless Steel, Mat	3
Paper towel dispenser, stainless steel, mat	3
Patient monitor, modular	18
Perfusion pump	90
Portable Ultrasound equipment	1
Portable ventilator equipment	2
Refrigerator	1
Respirator long-term	18
Shower gel/Shampoo dispenser Arm-operated dispenser made of stainless steel, with one-liter storage container and adjustable dosage amount	2
Soap dispenser Arm-operated dispenser made of stainless steel, with one-liter storage container and adjustable dosage amount	6
Suction pump	7
Therapy cart	7
Toilet brush, with container, chrome-plated brass	2
Toilet paper dispenser, steel, mat,	2
Video intubation equipment	1
Wall Clock, Analog, communication with central desk, durable lithium batteries, 12" analogue clock with a poly carbonate case and lens	9
Writing white wall board 40cm x 60cm, with marker and sponge	18

OPERATING ROOM DEPARTMENT - STERILE CORE CONCEPT

EQUIPMENT	QTY
Operating table, electrical, 6 sections, with head single and double leg section, accessory 2 hand rests. Anesthesia screen, lateral supports Standard operating table accessories set, 3xGOEPEL sets, ophthalmology head support, microsurgery hand table, rectal positioning device	4
Traction device. To be mount to the operating table. Modular concept. Flexible adjustment options. X-ray traducing. On trolley with full accessories set.	1
Neurosurgery Operating Table Accessories set Scull clamp, Sitting position fixation. Spinal cord operations accessories.	1
2 seater bench. Imitation leather. Beam, metal, with black finish. Seat and back base made of hard plastic, rubber polyurethane foam. Armrest at the corners. Chair height 81 cm	4
2 seats sofa, artificial leather, 72x59x140	1
The smoke evacuation system with changeable filter	2
2 seater bench. Imitation leather. Beam, metal, with black finish. Seat and back base made of hard plastic, rubber polyurethane foam. Armrest at the corners. Chair height 81 cm	8
2 seat sofa, artificial leather, 72x59x140	1
Anesthetic Trolley 6 Drawers, one with lock Wire basket for catheters and hoses at the back of the trolley Side rail for fixing suction bottles, scopes, blood pressure meter, catheters etc., Castors Ø 125 mm, antistatic, 2 castors with brakes Set of sterile anesthesia kit	8
Anesthesia machine, on mobile trolley, antistatic wheel with brakes, two-screen solution; Anesthesia information management system, with connection to PACU; gas analysis system, with monitor	4
Argon Gas Coagulation System with accessories. Internal and external filtration system Standard mode 0,5-12 l/min Low flow 0,5- 4 l/min	1
Battery-operated power system for orthopedics, traumatology, cardiothoracic surgery 250 Watt with accessories.	2
Blood Gas Analyzer: At least 10 parameters, On-board reagents for at least 7000 tests, Single reagent pack for all calibrators, Automatic Quality control	4
Blood/Fluid Warming System	4
Bowl stand, double basin, stainless steel mat	4
Brush Dispenser. Stainless steel	4
Bucket with pedal trash, NiCr 10L	2
Cabinet for the documents, Laminated MDF, 3 shelves open, 2 shelves with doors, 90x45x197	2

Chair. Fabric seats and backrest, frame - stainless steel profile Chair height 79 cm	4
Chart holder: Durable, lightweight aluminum, Low profile spring clip attachment, Holds up at least 40 sheets	2
CO2 laser, 40W, including scanner, micromanipulator and surgical accessories. Wavelength 10.6 micron, infrared, Mode Structure TEM ₀₀ , Continuous Wave (CW), Pulsed, SuperPulse. CW Power 1 - 40 W, SuperPulse Average Power 0.5 - 15 W (Timed: 0.2 – 15 W)	1
Coffee machine, office model, incl. Milk and water dispenser	1
Defibrillator/Pace analyzer incl. ECG simulator: Automatic defibrillator testing Defibrillator waveform storage and playback Internal paddle adapters High level ECG waveform output Oscilloscope Output Printer Port Pacer adapters Up to 1000 Joules Disch	4
Dining table MDF table top, without sharp corners, frame - metal painted 90x90x78	1
Dirty & Clean Linen Cart + Garbage 3 drawers, Stainless steel	4
Disinfectant dispenser Arm-operated dispenser made of stainless steel, with one-liter storage container and adjustable dosage amount	9
Electric treatment trolley (bed), procedural type, 4 castors with brake, changeable high, 2 section, with foldable rails	4
Electro surgery platform full-featured electrosurgical system that provides electrosurgical cutting and coagulation, bipolar functionality, and vessel sealing in a single generator. With full probe set.	2
ENDOSCOPIC SYSTEM ON TROLLEY for rigid, flexible, or 3D endoscopy, modular FULL HD camera, comparison of standard image and SPIES image, intuitive menu navigation on the dashboard and in the live menu as well as multiple-source-management capability, Forward and backward compatibility. Laparoscopy surgery set, ENT set, urethroscopic set	4
Fluid Control Irrigation Pump for Arthroscopy: Automatic Instrument Recognition System Over pressure alarm (audible and visible) Including footswitch & all accessories	1
Freestanding water cooler for the 18.9 L bottles, 18,9 bottles, dispenser for cold and hot water	1
Fundos camera Fundus camera, retinal Digital Non-Mydriatic retinal Camera Including chin rest Automatic Exposure Function Angle of View 45° Magnification X2 Lens: -10 to 15D Built-in Monitor Front and Back Movement Side to Side Movement Up / Down	1
Glove Dispensers - Triple Side Load Stainless Steel (3 sizes)	9
Gowning trolley, stainless steel, mat, 4 drawers 96x56x82	4

Head light: Head-Light unit, cool light transmittance, for surgery procedures Based on LED light Low voltage operated Effective work distance up to 100 cm	4
Hospital Beds for patient wards - Electrical; Back-up battery integrated; Foldable side-rail, on four soft casters; Wheel brakes; Handset bed controls; Head section adjustable up to at least 60 deg; Foot section adjustable up to at least 25 deg; Including mattress, bi-density with cover	2
Infusion pump	10
Surgical instruments sets	32
IV Pole, 4 hooks, on 5 castors with brake, stainless steel	6
Kitchenate, MFD, laminated. including: cabinet 45x45x197, doors laminated; low standing cabinet 90x45x90; with sink, cupboard section	1
Laser Holmium 2.1/1.06 microns, 100W, Repetition Rate 5-40 Hz Energy per Pulse 0.2 - 3.5 J, Max. Tissue Effect Setting 2 J/40 Hz with 220, 365, 550, 1000 micron fibers set	1
MAYO table, stainless steel, mat, gas spring	8
Medical storage cabinet. Frame bilaminate, doors glass and laminate, resistant to detergents 45x45x197	16
Medical storage cabinet. Frame bilaminate, doors glass and laminate, resistant to detergents 90x45x197	16
Microspeed arthro device for small bone surgery and arthroscopy with set of shaver tips and burrs	2
Mirror 45x60	2
Mobile C-Arm	2
Mobile X-ray system, Digital, Telescopic arm, 35 kW imaging power, MAX wi-D measures 35 cm x 43 cm x 1.9 cm (14" x 17" x 0.7") and MAX mini 24 cm x 30 cm x 1.6 cm (10" x 12" x 0.6").	1
Mono-block computer for medical facilities, with keyboard; Monitor 19"	2
Office chair. Swivel chair, 5 antistatic wheels, seat and backrest fabric, with changeable height 99-111 sm (seat 42-45sm), armrests	2
Office table (120 L. x 60 P. x 72 H.) MDF table top, without sharp corners, frame - metal painted. Pedestals with 3 drawers	2
Operating lamp, 160,000 lux x 2, flexible application spectrum, HD camera preparation Pattern size (d10) at 1.0 m 18 cm Pattern size variable through distance variation 17 cm - 25 cm Color Temperature K 4.500 K	4
Operating table, electrical, 6 sections, with head single and double leg section, accessory 2 hand rests. Anesthesia screen, lateral supports	4

Ophthalmic Photo coagulator, laser 532 nm, (& Pulse Duration .01–3.0 seconds Pulse Rate .05–1.0 seconds and single pulse 50 mW to 2500 mW out of an endo-ocular probe Spot Size 50–1000 microns with LaserLink Z-1000, 50–500 microns with Convergent	1
Paper towel dispenser Stainless Steel, Mat	9
Paper towel dispenser, stainless steel, mat	1
Patient Monitor	2
Patient Monitor on trolley	4
Patient transfer systems from Electrical on castors 264 x 123 x 162 cm Max. patient weight 180 kg	2
Pendant Anesthesia COM/2, GPO/1 x 4, GPO/1 EP x 4, RCD, O2 x 2, NO x 2, AIR x 2, SUCTION x 2, SCAVENGE, TOOL AIR, 2 equipment shelves 630 x 480 mm Support arm reach single arm system 1,300 mm, Support arm reach dual arm system 3,200 mm, Electro-pneumatic brake system, Suspended ceiling clearance up to 1,500 mm Max. load up to 340 kg	4
Pendant Surgical COM/2, GPO/1 x 4, GPO/1 EP x 4, RCD, O2 x 2, NO x 2, AIR x 2, SUCTION x 2, SCAVENGE, TOOL AIR, 3 equipment shelves 630 x 480 mm Support arm reach single arm system 1,300 mm, Support arm reach dual arm system 3,200 mm, Electro-pneumatic brake system, Suspended ceiling clearance up to 1,500 mm Max. load up to 340 kg	4
Perfusion pump	10
Pneumatic high speed power system for neurosurgery and spine. Incl. burr set. Completely keyless operation Simple burr and handpiece correlation by ring coding Safety stop preventing inadvertent activation 100,000 rpm Titanium motor housing	1
Printer, Laser, color printer, max paper size A4	2
Refrigerator	1
Scrubbing sink, stainless steel 3 bowl, pedal water control. 160x60x120 h	4
Soap dispenser Arm-operated dispenser made of stainless steel, with one-liter storage container and adjustable dosage amount	10
Stainless steel locker housing with sloping roof, base frame and bench Storage shelf inside (4 lockers in set) w 400 mm d 600 mm h 2.240 mm	8
Standard diaphanosopic 75x12x43	6
Step stool Chrome plated steel. Approx. 25 cm height.	8
Stool, with gas spring, antistatic wheels, stainless steel, mat	4
Suction pump on trolley Power consumption: 250 W Suction performance: Up to 60 l/min. Max. Vacuum: -0,9 bar / 686 mmHg	4

Suction, wall unit: Wall Suction Unit with suction jar and regulator With suction safety valve Vacuum regulator 0-200 mmHg Collecting bottle volume 2L Gas outlet pin index	2
Temperature Management System, precise and rapid control of your patient's core temperature for both cooling and warming applications. Patient and system data are automatically sampled every 60 seconds and a change in patient temperature as small as 0.1°	1
The smoke evacuation system with changeable filter	2
Traction device. To be mount to the operating table. Modular concept. Flexible adjustment options. X-ray traducing. On trolley with full accessories set.	1
Trash Bucket, stainless steel, mat, with lid opened by pedal, 20l	2
Trolley for clean waste. Stainless steel frame, fixing for the plastic bags, cover, antistatic castors with brake	5
Trolley for infected waste Stainless steel frame, fixing for the plastic bags, cover, antistatic castors with brake	5
Trolley, 600x400x1400 plated steel, with drawer, on 4 castors with brake	2
Trolley, stainless steel, 750x520x820 on 4 castors with brake	8
Ultrasound Expert level: Flat panel LCD monitor At least 3 Transducer universal connectors Storage shelf for VCR and printer. Including printer Supplied with 4 probes: Linear transducer for High-resolution superficial applications including small parts	2
Universal electric power system for neurosurgery, neuroethology and spine. With accessories set. Touch screen and function control button	2
Visitors chair. Fabric seats and backrest, frame - stainless steel profile Chair height 79 sm	2
Volumetric infusion pump. Direct input or automatic calculation of the delivery rates (volume over time) Large display. Broad performance spectrum Dose rate mode: Offers the automatic calculation of the delivery rate in ml/h based on the entry of drug concentration in conjunction with the desired dose rate (e.g.: ml/kg/min) Piggyback mode Standby Function Visual and acoustic alarms	2
Wall Clock, Analog, communication with central desk, durable lithium batteries, 12" analog clock with a poly carbonate case and lens	7
Wardrobe Laminated MDF, 90x45x197, inner mirror	1

OPERATING ROOM DEPARTMENT - GERMAN CONCEPT

EQUIPMENT	QTY
Operating table, electrical, 6 sections, with head single and double leg section, accessory 2 hand rests. Anesthesia screen, lateral supports standard operating table accessories set, 3xGOEPEL sets, ophthalmology head support, microsurgery hand table, rectal positioning device	4
Traction device. To be mount to the operating table. Modular concept. Flexible adjustment options. X-ray traducing. On trolley with full accessories set.	1
Neurosurgery Operating Table Accessories set Scull clamp, Sitting position fixation. Spinal cord operations accessories.	1
The smoke evacuation system with changeable filter	2
2 seater bench. Imitation leather. Beam, metal, with black finish. Seat and back base made of hard plastic, rubber polyurethane foam. Armrest at the corners. Chair height 81 cm	9
2 seats sofa, artificial leather, 72x59x140	1
Anesthetic Trolley 6 Drawers, one with lock Wire basket for catheters and hoses at the back of the trolley Side rail for fixing suction bottles, scopes, blood pressure meter, catheters etc., Castors Ø 125 mm, antistatic, 2 castors with brakes Set of sterile anesthesia kit	8
Anesthesia machine, on mobile trolley, antistatic wheel with brakes, two-screen solution; Anesthesia information management system, with connection to PACU; gas analysis system, with monitor	4
Argon Gas Coagulation System with accessories. Internal and external filtration system Standard mode 0,5-12 l/min Low flow 0,5- 4 l/min	1
Battery-operated power system for orthopedics, traumatology, cardiothoracic surgery 250 Watt with accessories.	2
Blood Gas Analyzer: At least 10 parameters, On-board reagents for at least 7000 tests, Single reagent pack for all calibrators, Automatic Quality control	4
Blood/Fluid Warming System	4
Bowl stand, double basin, stainless steel mat	4
Brush Dispenser. Stainless steel	8
Bucket with pedal trash, NiCr 10L	12
Cabinet for the documents, Laminated MDF, 3 shelves open, 2 shelves with doors, 90x45x197	3
Cabinet for cleaning equipment, Laminated MDF, 3 shelves open, 2 shelves with doors, 90x45x197	2
Chair. Fabric seats and backrest, frame - stainless steel profile Chair height 79 cm	4
Chart holder: Durable, lightweight aluminum, Low profile spring clip attachment, Holds up at least 40 sheets	2
CO2 laser, 40W, including scanner, micromanipulator and surgical accessories. Wavelength 10.6 micron, infrared, Mode Structure TEM ₀₀ , Continuous Wave (CW), Pulser, SuperPulse. CW Power 1 - 40 W, SuperPulse Average Power 0.5 - 15 W (Timed: 0.2 – 15 W) Pulser Average Power Peak Power: 350 W, Pulser Average Power 1 - 35 W.	1

Coffee machine, office model, incl. Milk and water dispenser	1
Defibrillator/Pace analyzer incl. ECG simulator: Automatic defibrillator testing, Defibrillator waveform storage and playback, Internal paddle adapters High level ECG waveform output Oscilloscope Output Printer Port Pacer adapters Up to 1000 Joules Disch	4
Dining table MDF table top, without sharp corners, frame - metal painted 90x90x78	1
Dirty & Clean Linen Cart + Garbage 3 drawers, Stainless steel	3
Disinfectant dispenser Arm-operated dispenser made of stainless steel, with one-liter storage container and adjustable dosage amount	12
Electric treatment trolley (bed), procedural type, 4 castors with brake, changeable high, 2 section, with foldable rails	6
Electro surgery platform full-featured electrosurgical system that provides electrosurgical cutting and coagulation, bipolar functionality, and vessel sealing in a single generator. With full probe set.	2
ENDOSCOPIC SYSTEM ON TROLLEY for rigid, flexible, or 3D endoscopy, modular FULL HD camera, comparison of standard image and SPIES image, intuitive menu navigation on the dashboard and in the live menu as well as multiple-source-management capability, Forward and backward compatibility. Laparoscopy surgery set, ENT set, urethroscopic set	4
Fluid Control Irrigation Pump for Arthroscopy: Automatic Instrument Recognition System Over pressure alarm (audible and visible) Including footswitch & all accessories	1
Freestanding water cooler for the 18.9 L bottles, 18,9 bottles, dispenser for cold and hot water	1
Fundos camera Fundus camera, retinal Digital Non-Mydriatic retinal Camera Including chin rest Automatic Exposure Function Angle of View 45° Magnification X2 Lens: -10 to 15D Built-in Monitor Front and Back Movement Side to Side Movement Up / Down	1
Glove Dispensers - Triple Side Load Stainless Steel (3 sizes)	11
Gowning trolley, stainless steel, mat, 4 drawers 96x56x82	4
Head light: Head-Light unit, cool light transmittance, for surgery procedures Based on LED light Low voltage operated Effective work distance up to 100 cm	4
Infusion pump	10
Instrument Trolley, stainless steel, 750x520x820 on 4 castors with brake	5
IV Pole, 4 hooks, on 5 castors with brake, stainless steel	6
Kitchenate, MFD, laminated. including: cabinet 45x45x197, doors laminated; low standing cabinet 90x45x90; with sink, cupboard section	1
Law standing cabinet with Sink (stainless steel, mat, 45x45) Frame bilaminate, doors laminate, inbuilt refrigerator, resistant to detergents 2 sections of 90x45x90	1
Laser Holmium 2.1/1.06 microns, 100W, Repetition Rate 5-40 Hz Energy per Pulse 0.2 - 3.5 J, Max. Tissue Effect Setting 2 J/40 Hz with 220, 365, 550, 1000 micron fibers set	1
MAYO table, stainless steel, mat, gas spring	8

Medical storage cabinet. Frame bilaminate, doors glass and laminate, resistant to detergents 90x45x197	40
Medical shelf storage. Metal frame. 6 shelf with changeable height 90x45x197	23
Microspeed arthro device for small bone surgery and arthroscopy with set of shaver tips and burrs	2
Mirror 45x60	6
Mobile C-Arm	2
Mono-block computer for medical facilities, with keyboard; Monitor 19"	1
Office chair. Swivel chair, 5 antistatic wheels, seat and backrest fabric, with changeable height 99-111 sm (seat 42-45sm), armrests	1
Office table (120 L. x 60 P. x 72 H.) MDF table top, without sharp corners, frame - metal painted. Pedestals with 3 drawers	1
Operating lamp, 160,000 lux x 2, flexible application spectrum, HD camera preparation Pattern size (d10) at 1.0 m 18 cm Pattern size variable through distance variation 17 cm - 25 cm Color temperature K 4.500 K	4
Ophthalmic Photo coagulator, laser 532 nm, (& Pulse Duration .01–3.0 seconds Pulse Rate .05–1.0 seconds and single pulse 50 mW to 2500 mW out of an endo-ocular probe Spot Size 50–1000 microns with LaserLink Z-1000, 50–500 microns with Converging-Optics LaserLink Contrasting color, adjustable intensity 635 nm nominal, <1.0 mW Footswitch for hands-free power adjustment Dual port Lens set Probe set	1
Paper towel dispenser Stainless Steel, Mat	15
Patient Monitor on trolley	6
Patient transfer systems from Electrical on castors 264 x 123 x 162 cm Max. patient weight 180 kg	1
Pendant Anesthesia COM/2, GPO/1 x 4, GPO/1 EP x 4, RCD, O2 x 2, NO x 2, AIR x 2, SUCTION x 2, SCAVENGE , TOOL AIR, 2 equipment shelves 630 x 480 mm Support arm reach single arm system 1,300 mm, Support arm reach dual arm system 3,200 mm, Electro-pneumatic brake system, Suspended ceiling clearance up to 1,500 mm Max. load up to 340 kg	4
Pendant Surgical COM/2, GPO/1 x 4, GPO/1 EP x 4, RCD, O2 x 2, NO x 2, AIR x 2, SUCTION x 2, SCAVENGE , TOOL AIR, 3 equipment shelves 630 x 480 mm Support arm reach single arm system 1,300 mm, Support arm reach dual arm system 3,200 mm, Electro-pneumatic brake system, Suspended ceiling clearance up to 1,500 mm Max. load up to 340 kg	4
Perfusion pump	10
Pneumatic high speed power system for neurosurgery and spine. Incl. burr set. Completely keyless operation Simple burr and handpiece correlation by ring coding Safety stop preventing inadvertent activation 100,000 rpm Titanium motor housing	1
Printer, Laser, color printer, max paper size A4	1
Refrigerator	1
Scrubbing sink, stainless steel 3 bowl, pedal water control. 160x60x120 h	4
Soap dispenser Arm-operated dispenser made of stainless steel, with one-liter storage container and adjustable dosage amount	17

Shower gel/Shampoo dispenser Arm-operated dispenser made of stainless steel, with one-liter storage container and adjustable dosage amount	4
Stainless steel locker housing with sloping roof, base frame and bench Storage shelf inside (4 lockers in set) w 400 mm d 600 mm h 2.240 mm	18
Standard diaphanosopic 75x12x43	6
Step stool Chrome plated steel. Approx. 25 cm height.	5
Stool, with gas spring, antistatic wheels, stainless steel, mat	4
Suction pump on trolley Power consumption: 250 W Suction performance: Up to 60 l/min. Max. Vacuum: -0,9 bar / 686 mmHg	4
Suction, wall unit: Wall Suction Unit With suction jar and regulator With suction safety valve Vacuum regulator 0-200 mmHg Collecting bottle volume 2L Gas outlet pin index	2
Surgical instrument set	32
Temperature Management System , precise and rapid control of your patient's core temperature for both cooling and warming applications. Patient and system data are automatically sampled every 60 seconds and a change in patient temperature as small as 0.1°C triggers an immediate adjustment in the saline temperature. Temperature Management Graph Trend	1
Toilet paper dispenser, steel, mat,	2
Toilet brush, with container, chrome-plated brass	2
Trash Bucket, stainless steel, mat, with lid opened by pedal, 20l	2
Trolley for clean or infected waste. Stainless steel frame, fixing for the plastic bags, cover, antistatic castors with brake	22
Trolley, stainless steel, 750x520x820 on 4 castors with brake	14
Trolley on castors for the housekeeping instruments. Holder for the waste bag, Locking Cabinet Doors, Locking Security Hood, and Waste Cover. Locking cabinet doors on both sides of cart. Includes two removable 10 Quart Disinfecting Caddies. Non-rusting an	1
Ultrasound Expert level: Flat panel LCD monitor At least 3 Transducer universal connectors Storage shelf for VCR and printer. Including printer Supplied with 4 probes: Linear transducer for High-resolution superficial applications including small parts, breast, superficial vascular, Curved array transducer for Fetal echo and abdominal vascular applications, Sector probe for adult, pediatric, and congenital heart disease applications, Transducer for Endovaginal applications	2
Universal electric power system for neurosurgery, neuroethology and spine. With accessories set .Touch screen and function control button	2
Visitors chair. Fabric seats and backrest, frame - stainless steel profile Chair height 79 sm	3
Volumetric infusion pump. Direct input or automatic calculation of the delivery rates (volume over time) Large display. Broad performance spectrum Dose rate mode: Offers the automatic calculation of the delivery rate in ml/h based on the entry of drug concentration in conjunction with the desired dose rate (e.g.: ml/kg/min) Piggyback mode Standby function Visual and acoustic alarms	2

Wall Clock, Analog, communication with central desk, durable lithium batteries, 12" analogue clock with a poly carbonate case and lens	9
Wardrobe Laminated MDF, 90x45x197, inner mirror	1

CENTRAL STERILE SUPPLY DEPARTMENT

EQUIPMENT	QTY
2 seater bench. Imitation leather. Beam, metal, with black finish. Seat and back base made of hard plastic, rubber polyurethane foam. Armrest at the corners. Chair height 81 cm	2
2 seats sofa, artificial leather, 72x59x140	1
Autoclave, temperature range of 105 °C to 138 °C Double vertical sliding door , LCD display, Emergency shut-off Chamber 400 Liter , STU Capacity 4, printer, pre-vacuum Including loading system	2
Bucket with pedal trash, NiCr 10L	8
Cabinets. 90x45x197. Bilaminate frame, MDF doors with glass, and inner shelves	6
Cart washer equipment, Cycle time: 55 minutes, Carts / cycle: 2	2
Compressor, Oil-free piston type, Motor sizes: 0.5 – 1.5 kW (0.7 – 2 hp) Capacity (FAD): 1.02 – 2.53 l/s (2.16 - 5.36 cfm) Working pressure: up to 10 bar (145 psi) Pressure dew point: down to -35°C	2
Dirty & Clean Linen Cart + Garbage 3 drawers, Stainless steel	1
Folding Grab Rail	4
Freestanding water cooler for the 18.9 L bottles, 18,9 bottles, dispenser for cold and hot water	1
Kitchenate, MFD, laminated. including: cabinet 90x45x197, doors laminated; low standing cabinet 90x45x90, cupboard section 90x45x45; refrigerator integrated with laminated door	1
Low Temperature Plasma Sterilizer, 109 Liter chamber volume Vertical Sliding Door Lumens PCD Cycle times are as low as 25 minutes, 2 baskets	1
Magazine rack, plastic, for A4 format papers, 4 racks	1
Magazine table. MDF table top, without sharp corners, frame - metal painted 70x70x45	1
Mirror 40x60 cm	8
Mono-block computer for medical facilities, with keyboard; Monitor 19"	4
Office chairs. Swivel chair, 5 antistatic wheels, seat and backrest fabric, with changeable height 99-111 cm (seat 42-45cm), armrests	4
Office table (160 L. x 120 P. x 72 H.) Curved. S/S table top, without sharp corners, frame - metal painted. Pedestals with 3 drawers	3
Painted steel shelf unit with 5 adjustable reinforced shelves and bases with feet 1000 x 400 mm	30
Paper towel dispenser, stainless steel, mat	7
Printer, Laser, color printer, max paper size A4	1
Reverse osmosis water clean system	1
Shower gel/Shampoo dispenser Arm-operated dispenser made of stainless steel, with one-liter storage container and adjustable dosage amount	4
Soap dispenser Arm-operated dispenser made of stainless steel, with one-liter storage container and adjustable dosage amount	7
Stainless steel locker housing with sloping roof, base frame and bench Storage shelf inside (4 lockers in set) w 400 mm d 600 mm h 2.240 mm	6

Sterile Transport Trolley. A modular transport trolley made of aluminum, for transporting sterile items from CSSDs to operating rooms (OR). Shelves: 600 mm x 400 mm. 11 baskets 400 x 600 x 100 mm, The loading capacity is 150 kg per runner pair, 4 Castors (2 castors with brakes): Wheel diameter 125 mm Total height of 1900 mm	10
Table stainless steel 120x80x90 cm	8
Toilet brush, with container, chrome-plated brass	4
Toilet paper dispenser, steel, mat,	4
Trash Bucket, stainless steel, mat, 10l	1
Triple sink, stainless steel, with flashers, changeable high	2
ULTRASONIC CLEANING SYSTEM Power (with Heating) 1500W, Volume 28 l, 4 control options: M, MH ETH and EP. Timer and heating electronic control 5; 10; 15 min. 40°C; 50°C; 60°C - liquid drain	2
Visitors chair. Fabric seats and backrest, frame - stainless steel profile Chair height 79 cm	1
Wall Clock, Analog, communication with central desk, durable lithium batteries, 12" analogue clock with a poly carbonate case and lens	5
Washing and drying injection system, thermal disinfection and drying, double door system	2
Workstations: Power-Height Adjustable	4
Coffee machine, office model, incl. Milk and water dispenser	1

AMBULATORY CLINIC

EQUIPMENT	QTY
2 seater bench. Imitation leather. Beam, metal, with black finish. Seat and back base made of hard plastic, rubber polyurethane foam. Armrest at the corners. Chair height 81 cm	14
2 seats sofa, artificial leather, 72x59x140	3
3 seater bench. Imitation leather. Beam, metal, with black finish. Seat and back base made of hard plastic, rubber polyurethane foam. Armrest at the corners. Chair height 81 cm	16
32 channels EEG. Including trolley, hardware complete, computer & printer, plus acquisition software. To be supplied with headcaps and active electrodes, Connects to oximeter by cable so records SpO2 using the xpod cable, 32 channels. Glow-in-the-dark overlays Integrates with the vEEG System	2
5 seater bench. Imitation leather. Beam, metal, with black finish. Seat and back base made of hard plastic, rubber polyurethane foam. Armrest at the corners. Chair height 81 cm	10
Archive files cabinet, 3 drawers	1
Arm chairs, artificial leather, 72x59x76	8
Auto Kerato-Refractometer with Color Mapping. Tri-functional instrument featuring auto refraction, keratometry and corneal mapping, 10 placido rings, Corneal mapping measurements out to 10mm, software kit for printing out detailed color corneal maps, Accurate, reliable measurements down to a pupil size of 2.0mm	2
Auto tympano/audiometer: Tympanometry, Reflex and Audiometry modes For children abd adult Including probes and headsets Printer	1
Automatic blood pressure monitor Enhanced NIBP, Temperature and SpO2 accuracy, Compact design, data output USB, Built-in rechargeable battery, Adult, Pediatric and Neonate appl., Internal thermal printer (option), Alarm system	1
Automatic Lens Analyzer, Simultaneous measurement of right and left lenses, Large color LCD screen, sensor reader for entire lens area at once, Easy single-button measurement process, Built-in printer	2
Bucket with pedal trash, NiCr 10L	25
Cabinet for the documents, Laminated MDF, 3 shelves open, 2 shelves with doors, 90x45x197	27
Chair. Fabric seats and backrest, frame - stainless steel profile Chair height 79 cm	4
Chart Projector Fully programmable chart selections, Wide projection size (330 x 270), Variable focus lens Programmable wireless remote	2
Coffee machine, office model, incl. Milk and water dispenser	1
Colposcope: High-intensity fiber optic illumination, via integrated light guide, 12 V/100 W cold light, adjustable, 5-step magnification changer, 3.5x - 21.5x (at working distance 250 mm, 12.5x eyepieces), Working distance 250 mm, 300 mm, Wide field optic	2

Crash cart. Castors with brake. Washable with detergents or in sterilization systems. Techno-polymer "one-piece frame". 7 drawers (2 of 30x15, 3 of 30x10 and 2 of 60x30). Body size 76x61x92. With push handle.	19
Dent X-ray digital system	3
Dentis working place with compressor	3
Dermatoscope with LED Illumination, HQ Quality, Maintenance-free, LED Thermal management, High-performance-LED, colour temperature 4000 K, colour rendering index less 5. Battery Performance, fade-out function reduces illumination intensity with battery	1
Dermatoscopy integrated system for digital epiluminescence microscopy and macro imaging. Incl. 2 cameras for the different ELM and macro imaging requirements. The patented light polarization technique enables top dermatoscopic images without the use of im	1
Dining table MDF table top, without sharp corners, frame - metal painted 90x90x78	1
Disinfectant dispenser Arm-operated dispenser made of stainless steel, with one-liter storage container and adjustable dosage amount	26
Doctor chair. Changeable high, gas spring, 15" round seat and tilting adjustable back	3
ECG: Resting Electrocardiograph, Large Color display Internal wide paper printer, Data management with USB, 3 / 6 / 12 Lead ECG display, 3 / 6 / 12ch Recording on paper	1
EMG/NCS/EP : 2 channels. Including trolley, hardware complete, computer & printer, sensors, plus acquisition software. Multifunctional stimulators, Functional Keyboard or remote control, Software: Design custom examination studies and protocols, Anatomical graphics of muscles and nerves, Graphical guidance for electrode positioning, Unlimited number of traces and average cycles, EMG wave recorder, Possibility to import traces, tables and EMG recordings into other Microsoft applications such as Power Point	2
Examination couch: Electrical up/down (450-800mm), 1970x650 mm Detergent resistant pads, paper roll holder, leg section changing manually	15
Examination lamp, Halogen, 12.000 Lux, On mobile stand on 5 with brake	18
Extendable room divider (screen) with curtain. Mobile on castors. Curtain detergent resistant	15
ENT Treatment Cabinet, Steel base, Work Surface with laminate top, Suction and Pressure disposable suction container. Mirror heating system. Microscope and accessories.	1
Fetal and maternal Monitor: For antepartum & intrapartum monitoring, Transducer plug and play Maternal & fetal heart rates, Direct fetal heart rate Toco and intrauterine pressure, Maternal and fetal ECG waves, Maternal non-invasive blood pressure	1
Freestanding water cooler for the 18.9 L bottles, 18,9 bottles, dispenser for cold and hot water	14
Glove Dispensers - Triple Side Load Stainless Steel (3 sizes)	25

Gynecological chair: , made of three sections, Electrical up/down movement (550 - 950 mm high), Electrical movement of the back section, back rest inclination -15 - + 72, Trendelenburg 15, working load 220 kg. Stainless steel bowl underneath to collect fl	2
Gynecology instruments set	12
Head Loupe/Magni-Focusser, binocular magnifier for work. Light weight, washable, adjustable, comfortable, hi-impact and non-corrosive ABS plastic material. Adjustable head band for perfect fit.	1
Holter BP set : Holter system for blood pressure recording of 24 hours, Including 4 solid state recorders, Complete with all PC hardware and decoding/post processing software packages Including all accessories and belts	1
Holter ECG set: Holter system for ECG recording of 24 hours, Including 4 solid state recorders Complete with all PC hardware and decoding/post processing software packages Including all accessories and belt	1
Illuminated Magnifier on stand, magnification x 3, lens size till 125mm, fluorescent illumination, detergent resistant	1
Infant scale	2
Instrument Trolley, stainless steel, 750x520x820 on 4 castors with brake	22
Kitchenate, MFD, laminated. including: cabinet 45x45x197, doors laminated; low standing cabinet 90x45x90; with sink, cupboard section	1
Low standing cabinet with Sink (stainless steel, mat, 45x45) Frame bilaminate, doors laminate, inbuilt refrigerator, resistant to detergents 2 sections of 90x45x90	19
Magazine rack, plastic, for A4 format papers, 4 racks	8
Magazine table. MDF table top, without sharp corners, frame - metal painted 70x70x45	9
Medical storage cabinet. Frame bilaminate, doors glass and laminate, resistant to detergents 90x45x196	46
Mirror 45x60	3
Mobile doctor stool, round, on 5 castors, with screw high adjustment	21
Mobile X-ray system, Digital, Telescopic arm, 35 kW imaging power, MAX wi-D measures 35 cm x 43 cm x 1.9 cm (14" x 17" x 0.7") and MAX mini 24 cm x 30 cm x 1.6 cm (10" x 12" x 0.6").	1
Mono-block computer for medical facilities, with keyboard; Monitor 19"	29
Neonate changing table	4
Non-Contact Computerized Tonometer, Dual sensor system, alignment bar & improved air cylinder, Built-in printer, Internal fixation target, Auto measurement	2
Ocular Diagnostic Lenses SetThree-mirror Lenses (Cornea Lens, Retina Lens, Chamber Angle Lens, Ora Serrata Lens, Non-Contact Retina Lens)	2
Office chair. Swivel chair, 5 antistatic wheels, seat and backrest fabric, with changeable height 99-111 cm (seat 42-45sm), armrests	32
Office table (120 L. x 60 P. x 72 H.) MDF table top, without sharp corners, frame - metal painted. Pedestals with 3 drawers	30

Ophthalmic electrical equipment table, capacity 70 kg, high 645 mm - 895 mm, table top 620X460 mm	4
Ophthalmic Instruments Set	10
Ophthalmometry, measurements of the corneal radius of curvature plus accurate measurements of the radius of curvature of contact lenses. Internal scale reading system with extended measurement range. Simultaneous measuring of principal meridians reduces measuring time. Omni-directional joystick. Speedy, one-position measurement	2
Optical instrument set. Direct Ophthalmoscope, Retinoscopy, Hand-held Slit Lamp	2
Otoscope. Xenon Halogen light, 2-piece handle and head. Viewing window with 3x magnification, on batteries	1
Paper towel dispenser Stainless Steel, Mat	26
Ophthalmology patient treatment chair. Electrical high adjustment, Manual Tilt, Handles on either side of chair back with dual controls on both sides of chair back.	2
ENT patient treatment chair. Electromotive height adjustment by pedal switch, upper part rotates 140° both to the right and to the left, detent on both sides, seat with integrated handles separately rotary both 90° to the right and to the left, infinitely variable	1
Patient scale, adult	2
Perimeter, Standard Automated Perimeter, SWAP, Flicker and Goldmann Kinetik, Full threshold test within 2:30 minutes, True fixation control and automated Eye Tracking, Ethernet connection and EMR interface	2
Portable US system with color Doppler, 2-D Directional color, Color power(CW) Doppler Pulsed wave Doppler, Continuous wave Doppler M-Mode, Integrated trackball for navigation Integrated 5" TFT color LCD display, Alpha-numeric keyboard, System optimization presents	2
Printer, Laser, color printer, max paper size A4	27
Procedure chair for blood sampling. Working load 150 kg. With 2 armrests. 808x685x1290. Castors with brake. Foam pads detergent resistant. Adjustable backrest	2
Reception working counter. Bilaminate frame. MDF. 200x 200x80/100 curved	3
Refrigerator,	5
Set of Cusco Vaginal Speculum, 3 sizes: Non-conductive, patient-safe surface speculum The set includes 3 common sizes: small, medium and large	2

Slit Lamp on table. Galileian Converging Binocular, 6 Position Rotating Drum 5 magnifications, Eyepiece 12.5x, Total Magnification 5.5x, 8x, 13x, 20x, 32x, Spot Size 50 – 1000 micron, Light Source (12v 30w halogen lamp), Slit Projection 1X, Slit Width (mm) 0 - 12 Continuously Variable, Slit Length (mm) 12 (1.6 - 12 Continuously Var.), Aperture Diameter (mm) 0.2, 5, 8, 12, Filters Blue, Red Free, Heat Absorbing, Slit Rotation 360° Continuous, Working Distance 55 mm Mechanical/Patient's Eye Distance, 90 mm Optical axis/Patient's Eye Distance, Travel of Instrument Base Z vertical 30 mm \pm 1, X axis 100 mm \pm 1, Y axis 113 mm \pm 1, Horizontal Fine Movement 14mm \pm 0.5	2
Soap dispenser Arm-operated dispenser made of stainless steel, with one-liter storage container and adjustable dosage amount	1
Soap dispenser Arm-operated dispenser made of stainless steel, with one-liter storage container and adjustable dosage amount	25
Soiled linen hamper, on castors. 1 bin 466x928x554 mm	15
Stainless steel locker housing with sloping roof, base frame and bench Storage shelf inside (4 lockers in set) w 400 mm d 600 mm h 2.240 mm	17
Standard diaphanosopic 75x12x43	2
Starting dental set of instruments and materials	3
Step stool Chrome plated steel. Approx. 25 cm height.	24
Technical wall solution,, doors and fronts in 12 mm thick with clear glass 4 mm thick, frame in folded and lacquered aluminum, possible to equipped the internal space of units with removable trays	4
Trash Bucket, stainless steel, mat, 20l	27
Trash Bucket, stainless steel, mat, with lid opened by pedal, 20l	9
Ophthalmic Treatment Cabinet, Steel base, Work Surface with laminate top, Suction and Pressure 800 cc disposable suction container. Pressure hose with a thumb piece regulator. Holders on side of cabinet store hoses out of way. Built-in counter top and rechargeable wells. Full Extension Drawers. Gast pressure and suction pumps feature a five micron air filter and air pressure regulator. Rechargeable instruments, and a complete glassware set with two stainless steel cotton containers. Foot switch, chart holder, concealed mirror warmer, and debris tray and holder.	2
Trial Lens Set, Includes 35 pairs minus spheres, 35 pairs plus spheres, 17 pairs each plus & minus cylinders, 12 prisms and 6 miscellaneous accessory lenses, in case	2
Trolley for clean or infected waste. Stainless steel frame, fixing for the plastic bags, cover, antistatic castors with brake	50
Trolley, stainless steel, 750x520x820 on 4 castors with brake	25
TV, LED wall fixing console	7

<p>Ultrasonic Scanner for ophthalmology. Full Digital System. The in-phase synthetic method, digital wave detection for higher resolution. [15MHz Probe] Focus Dynamic Focus, Frame rate Basic mode 22 frame / sec, High Sensitive mode 11 frame / sec, Maximum number of pages in a movie 400 pages x 2 Images display range Standard 42mm / 52° (at ultrasound velocity=1550 m/sec), Wide 54mm / 52°, (at ultrasound velocity=1550 m/sec), Color scale 256 scale level, Scan type Sector scanning, Transducer type Annular array, Transducer frequency 15MHz [60MHz Probe] Frame rate Basic mode 10 frame / sec, High Sensitive mode 7 frame / sec, Maximum number of pages in a movie 100 pages x 2, Images display range 9mm(W) x 7mm(D) (at ultrasound velocity=1550 m/sec), Color scale 256 scale level, Scan type Linear scanning, Transducer type Single, \Transducer frequency 60MHz</p>	1
<p>Ultrasound Expert level: Flat panel LCD monitor At least 3 Transducer universal connectors Storage shelf for VCR and printer. Including printer Supplied with 4 probes: Linear transducer for High-resolution superficial applications including small parts, breast, superficial vascular, Curved array transducer for Fetal echo and abdominal vascular applications, Sector probe for adult, pediatric, and congenital heart disease applications, Transducer for Endovaginal applications</p>	1
<p>Ultrasound for gynaecological applications: General purpose ultrasound, Portable, desktop Flat panel LCD monitor Measurement & Analysis for Ob/Gyn, Urological & cardiac applications and possibility to transmit them to an external PC Supplied with 3 probes:</p>	3
<p>Ultrasound for Urological applications: General purpose ultrasound, Portable, desktop Flat panel LCD monitor Measurement & Analysis for Ob/Gyn, Urological & cardiac applications and possibility to transmit them to an external PC Supplied with 3 probes: General abdomen and OB/GY, Linear small parts, Transvaginal Supplied with external printer</p>	1
<p>Urological chair: , made of three sections, Electrical up/down movement (550 - 950 mm high), Electrical movement of the back section, back rest inclination -15 - + 72, Trendelenburg 15, working load 220 kg. Stainless steel bowl underneath to collect fluids</p>	1
<p>Visitors chair. Fabric seats and backrest, frame - stainless steel profile Chair height 79 cm</p>	30
<p>Wall Clock, Analog, communication with central desk, durable lithium batteries, 12" analogue clock with a poly carbonate case and lens</p>	54
<p>Wardrobe Laminated MDF, 90x45x197, inner mirror</p>	26
<p>Wheel chair. Backrest, seating and leg section made of rubber, with an overlapping layer of visco-elastic material, Fixed backrest, adjustable leg section, 4 castors with brakes, adjusted armrest, footrests</p>	6

EMERGENCY CENTER

EQUIPMENT	QTY
Standard operating table accessories set, 3xGOEPEL sets device	1
2 seats sofa, artificial leather, 72x59x140	1
4 seater bench. Imitation leather. Beam, metal, with black finish. Seat and back base made of hard plastic, rubber polyurethane foam. Armrest at the corners. Chair height 81 cm	2
5 seater bench. Imitation leather. Beam, metal, with black finish. Seat and back base made of hard plastic, rubber polyurethane foam. Armrest at the corners. Chair height 81 cm	8
64 slice CT scanner	1
Adjustable height emergency stretcher with 4 plastic one-piece sections to facilitate patient positioning	9
Anaesthetic Trolley 6 Drawers, one with lock Wire basket for catheters and hoses at the back of the trolley Side rail for fixing suction bottles, scopes, blood pressure meter, catheters etc., Castors Ø 125 mm, antistatic, 2 castors with brakes	3
Anesthesia machine, on mobile trolley, antistatic wheel with brakes, two-screen solution; Anesthesia information management system, with connection to PACU; gas analysis system, with monitor	1
Automatic blood pressure monitor Enhanced NIBP, Temperature and SpO2 accuracy, Compact design, data output USB, Built-in rechargeable battery, Adult, Paediatric and Neonate appl., Internal thermal printer (option), Alarm system	1
Basic ultrasound equipment	1
Blood Gas Analyzer: At least 10 parameters, On-board reagents for at least 7000 tests, Single reagent pack for all calibrators, Automatic Quality control	1
Bucket with pedal trash, NiCr 10L	22
Chair. Fabric seats and backrest, frame - stainless steel profile Chair height 79 cm	6
Coffee machine, office model, incl. Milk and water dispenser	1
Crash cart. Castors with brake. Washable with detergents or in sterilization systems. Techno-polymer "one-piece frame". 7 drawers (2 of 30x15, 3 of 30x10 and 2 of 60x30). Body size 76x61x92. With push handle.	7
Defibrillator Monitor features manual and semi-automatic defibrillation modes	1
Dinning table MDF table top, without sharp corners, frame - metal painted 90x90x78	1
Disinfectant dispenser Arm-operated dispenser made of stainless steel, with one-liter storage container and adjustable dosage amount	14
Double Tier Surface Mounted Headwall is built for practical use and presents a clean aesthetic appearance	10
Ejection pump	7
ENDOSCOPIC SYSTEM ON TROLLEY for rigid, flexible, modular FULL HD camera, comparison of standard image and SPIES image, intuitive menu navigation on the dashboard and in the live menu as well as multiple-source-management capability, Forward and backward compatibility	1

Enteral nutrition pump for controlled gastric and intestinal application of tube feeding diets	9
Examination couch: Electrical up/down (450-800mm), 1970x650 mm Detergent resistant pads, paper roll holder, leg section changing manually	8
Extendable room divider (screen) with curtain. Mobile on castors. Curtain detergent resistant	21
Fireproof surface in bonded wood (thickness 28 mm) covered in plastic laminate thickness 0.9 mm, aquamarine color	1
Flowmeter - Oxygen	9
Folding Grab Rail	9
Freestanding water cooler for the 18.9 L bottles, 18,9 bottles, dispenser for cold and hot water	3
Fully digital x-ray equipment with flat detector technology can be used for flexible and versatile imaging in table, Bucky wall stand (BWS) and for free examinations	1
Glove Dispensers - Triple Side Load Stainless Steel (3 sizes)	9
Gynaecological ultrasound equipment	1
Infusion pump	11
Infusion Station	9
Injector contrast media	1
Instrument Trolley, stainless steel, 750x520x820 on 4 castors with brake	7
IV Pole, 4 hooks, on 5 castors with brake, stainless steel	1
Kitchenette, MFD, laminated. including: cabinet 45x45x197, doors laminated; low standing cabinet 90x45x90; with sink, cupboard section	1
Laminar table	1
Low standing cabinet with Sink (stainless steel, mat, 45x45) Frame bilaminate, doors laminate, inbuilt refrigerator, resistant to detergents 2 sections of 90x45x90	14
Lung ventilation equipment	1
Magazine rack, plastic, for A4 format papers, 4 racks	2
Magazine table. MDF table top, without sharp corners, frame - metal painted 70x70x45	2
Medical storage cabinet. Frame bilaminate, doors glass and laminate, resistant to detergents 90x45x197	9
Medical storage cabinet. Frame bilaminate, doors glass and laminate, resistant to detergents F198x45x197	4
Medical waste cart with 2 bins	9
Medication cart	2
Mirror 40x60 cm	11
Mobile doctor stool, round, on 5 castors, with screw high adjustment	8
Mono-block computer for medical facilities, with keyboard; Monitor 19"	13
Multifunctional nurse trolley	2
Neurosurgery Operating Table Accessories set Scull clamp, Sitting position fixation. Spinal cord operations accessories.	1
Office chair. Swivel chair, 5 antistatic wheels, seat and backrest fabric, with changeable height 99-111 cm (seat 42-45sm), armrests	22

Office table (160 L. x 120 P. x 72 H.) Curved. MDF table top, without sharp corners, frame - metal painted. Pedestals with 3 drawers	9
Operating examination lamp, LED, 80.000 Lux, Pattern size (d10) at 1.0 m 16 cm, Color temperature 4.500 K, Color rendering index 95 Ra Average service life of the LED 40.000 h	6
Operating lamp, 160,000 lux x 2, flexible application spectrum, HD camera preparation Pattern size (d10) at 1.0 m 18 cm Pattern size variable through distance variation 17 cm - 25 cm Color temperature K 4.500 K	1
Operating table, electrical, 6 sections, with head single and double leg section, accessory 2 hand rests. Anesthesia screen, lateral supports	1
Painted steel shelf unit with 5 adjustable reinforced shelves and bases with feet 1000 x 400 mm	8
Paper towel dispenser Stainless Steel, Mat	14
Paper towel dispenser, stainless steel, mat	10
Patient monitor, modular	9
Patient monitor, modular with trolley and basket	2
Pendant Anesthesia COM/2, GPO/1 x 4, GPO/1 EP x 4, RCD, O2 x 2, NO x 2, AIR x 2, SUCTION x 2, SCAVENGE , TOOL AIR, 2 equipment shelves 630 x 480 mm Support arm reach single arm system 1,300 mm, Support arm reach dual arm system 3,200 mm, Electro-pneumatic brake system, Suspended ceiling clearance up to 1,500 mm Max. load up to 340 kg	1
Pendant Surgical COM/2, GPO/1 x 4, GPO/1 EP x 4, RCD, O2 x 2, NO x 2, AIR x 2, SUCTION x 2, SCAVENGE , TOOL AIR, 3 equipment shelves 630 x 480 mm Support arm reach single arm system 1,300 mm, Support arm reach dual arm system 3,200 mm, Electro-pneumatic brake system, Suspended ceiling clearance up to 1,500 mm Max. load up to 340 kg	1
Perfusion pump	19
Reception working counter. Bilaminate frame. MDF. 200x 200x80/100 curved	5
Refrigerator	1
Respirator long-term	4
Shower gel/Shampoo dispenser Arm-operated dispenser made of stainless steel, with one-liter storage container and adjustable dosage amount	9
Soap dispenser Arm-operated dispenser made of stainless steel, with one-liter storage container and adjustable dosage amount	24
Stainless steel locker housing with sloping roof, base frame and bench Storage shelf inside (4 lockers in set) w 400 mm d 600 mm h 2.240 mm	12
Stool, with gas spring, antistatic wheels, stainless steel, mat	1
Suction pump	9
Suction pump on trolley Power consumption: 250 W Suction performance: Up to 60 l/min. Max. Vacuum: -0,9 bar / 686 mmHg	1
Therapy cart	9
Toilet brush, with container, chrome-plated brass	9
Toilet paper dispenser, steel, mat	9
Traction device. To be mount to the operating table. Modular concept. Flexible adjustment options. X-ray traducing. On trolley with full accessories set.	1
Trash Bucket, stainless steel, mat, with lid opened by pedal, 20l	2

TV, LED wall fixing console	2
Vendor proposal	
Wall Clock, Analog, communication with central desk, durable lithium batteries, 12" analog clock with a poly carbonate case and lens	12
Wardrobe cabinet. 90x45x197. Bilaminate frame, MDF doors	4
Wheel chair. Backrest, seating and leg section made of rubber, with an overlapping layer of visco-elastic material, Fixed backrest, adjustable leg section, 4 castors with brakes, adjusted armrest, footrests	8
Writing white wall board 40cm x 60cm, with marker and sponge	9



CONTACTS

FORTA PRO
W E B U I L D M O D U L A R

FORTA PRO office
Jurkalnes 15/25, Riga, Latvia

Phone: 371 67 32 32 34
info@fortapro.com

www.fortapro.com